






ふっかちゃんのの折り方




折り紙を3つに切り分ける




①を使って、洋服を折る




半分に折る




2の線まで左右を折る




さらに3で折った線まで折る




折ったままの状態で3の線で折る




半分に折る




半分に折った線まで片方だけ折る




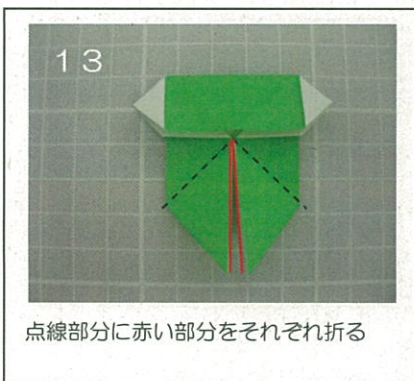












反対側を7の折り線まで折る

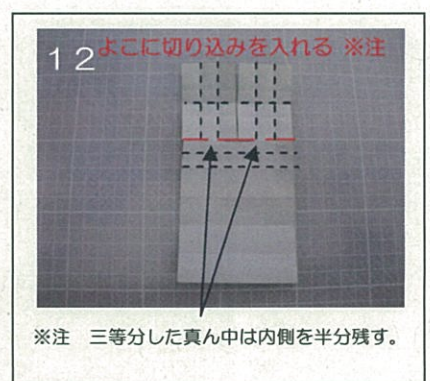


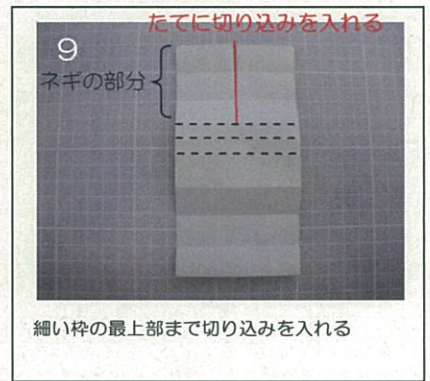













裏返して下の角を少し折る




洋服の出来上がり！








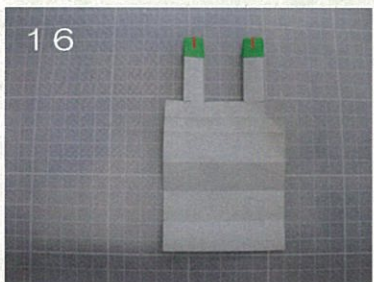
ネギの部分を 11 で折った線まで折る




それぞれ左右の角を三角に折る




裏返して3つ折りしたネギの部分を折る




ネギの先端に切り込みを入れる




切り込みを開いて折る





17の図の点線で折り、ネギを立たせる




下をひと折り目分折る





裏返し、谷折りに合わせて折る





下の角を折る




緑の部分の角を内側に折る



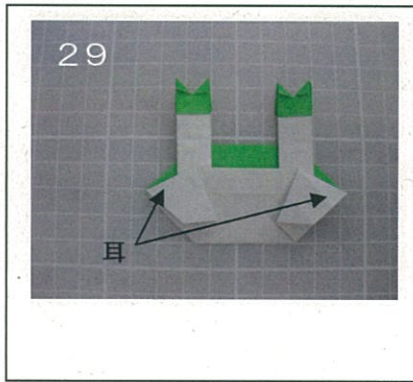
下の角を図のように内側に折り込む




裏返して左右から真ん中に折る



耳になる部分を開く




耳




耳の下の部分を内に折る




耳の下の部分を内に折る



裏返せば…顔の出来上がり！




手足に服をのせてのりで貼る



体の出来上がり



体に顔をのせてのりで貼る



ふっちゃんの形の出来上がり



目、鼻、ほっぺ、口などを付けて完成!